

OWNER'S MANUAL



onga[®]

Pentair Water



Main Drain

Models
1022000
1022001

Should you the installer or owner be unfamiliar with the correct installation or operation of this type of equipment you should contact the distributor/manufacturer for the correct advice before proceeding with the installation or operation of the product.

Relax - you've bought an **ongá** ...

Congratulations on your decision to purchase an Onga product. Onga is one of the best know brands in its field, with a proud local and international reputation.

Onga is a brand for reliability, value for money and technological innovation. You will find Onga product wherever people need to move water in 3 broad markets covering:



Residential

Technologically advanced solutions for moving and treating water in the Home, Garden, Pool and Spa.



Agricultural

Innovative Stock and Crop water management solutions for Primary Industries.



Process

Water movement products for Building services, Emergency services and Original Equipment Manufacturers.

1. **Continual Product Improvement**

We employ the best engineers both in Australia and around the world to develop new and better ways to take water further.

2. **Operational Excellence**

There is only one standard that we set ourselves for both product quality and the quality of our service. That standard is excellence... to have no-one better than us at what we do... nothing short of that is acceptable. Our commitment to quality is reinforced with our ISO 9001.

3. **A Fair Price**

Onga products are neither the cheapest nor the most expensive in their field. Our products do, on the other hand, always represent very good value for money; they always have and they always will.

4. **Our Team of Dealers**

The hand picked authorised Onga dealer network throughout Australia and worldwide are second to none. We invest considerable time and resources training and supporting them through the Onga Training Academy.



Table of Contents

1. Warnings	3
2. Important Recommendations	4
3. Installation	5
4. Service Parts	5

Warnings



IMPROPER INSTALLATION OR USE OF THIS PRODUCT MAY PRESENT A RISK OF HAIR OR BODY ENTRAPMENT AND DROWNING. Install this equipment in accordance with the instructions provided. Use only with the components and mounting hardware provided.



FAILURE TO FOLLOW THESE INSTRUCTIONS AND/OR USE WITH COMPONENTS NOT PROVIDED BY PENTAIR WATER AND INTENDED TO BE USED WITH THIS PRODUCT MAY RESULT IN IMPROPER POSITIONING OR FUNCTIONING OF DRAIN COVER AND MAY CAUSE SEVERE PERSONAL INJURY OR DEATH.



The body of this main drain is constructed of ABS. Some PVC jointing compounds are incompatible with ABS possibly causing failure to this product. Check compound suitability prior to use.

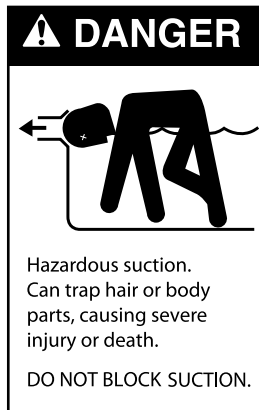


Never use a pool or spa that has a missing or broken drain cover. USING A POOL OR SPA WITH A MISSING OR BROKEN DRAIN COVER CAN RESULT IN HAIR OR BODY ENTRAPMENT WHICH CAN CAUSE SEVERE BODILY INJURY OR DEATH.



Pool pump suction is hazardous. Entrapment against pool suction outlet can result in drowning or disembowelment.

Never use pool or spa unless all outlet covers are correctly installed, fastened with four screws and intact. Never sit or lean up against suction outlets.





Safety

Models

1022000 Onga Main Drain - White Complete
1022001 Onga Main Drain - Brown Complete

Important Recommendations

To help prevent entrapment and possible severe injury or death to users of the spa or pool, do the following:

1. If the main drain system has only one suction pipe to the pump, anyone blocking the spa or pool suction outlet with long hair or body members may be trapped and held against the suction fitting. Multiple suction outlets and anti-vortex covers minimize this risk..
2. Install and maintain covers on all outlet fittings and all frame and anti-vortex assemblies. Replace broken fittings and covers immediately. While pool or spa is operating, covers must be securely fastened with the four (4) screws specified. Anti-vortex covers are designed to help prevent entrapment. Failure to maintain the pool fittings and covers can lead to entrapment and severe injury or death. The use of a pool or spa having suction fittings with broken or missing covers can lead to entrapment and severe injury or death.

To prevent entrapment

All main drains must have intact covers installed. Screws must be retained on cover. Replace any broken or missing covers or screws.

Installation

Skimmer Line

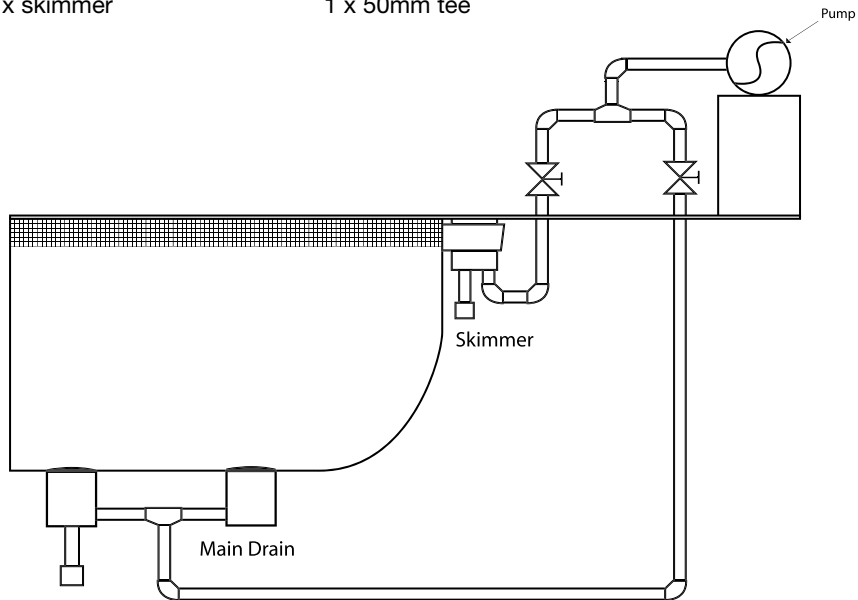
10m x 50mm PVC pipe
 3 x 50mm elbows
 1 x 50mm gatevalve
 1 x skimmer

Main Drain Line

15m x 50mm PVC pipe
 3 x 50mm elbows
 1 x 50mm gatevalve
 1 x 50mm tee

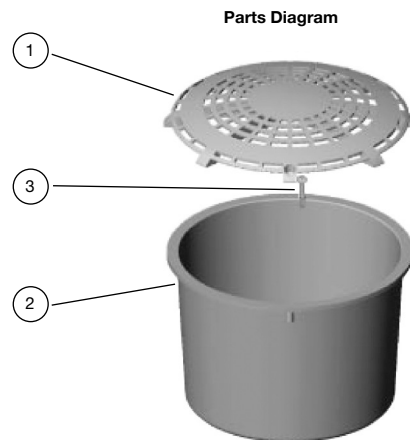
Manifold Line

2m x 50mm PVC pipe
 3 x 50mm elbows
 1 x 50mm tee



Service Parts

Item	Part Description	Qty
1	Antivortex Cover	1
2	Base	1
3	Mounting Screws	4
	*Hydrostatic Relief Valve	1
	*Pilot Tube	1
	*Not Shown	





Notes

IMPORTANT

Please attach your sales invoice/docket here as proof of purchase should warranty service be required.

Please do not return Warranty Form to Pentair Australia - please retain for your records.

Purchased From

Purchase Date..... Serial No..... Model No.....



Head Office

Pentair AU/NZ: 1-21 Monash Drive,
Dandenong South, Vic 3175

Australia

National Customer Service: Phone: 1300 137 344
Fax: 1800 006 688
National Dealer Locator: Phone: 1800 664 266
Email: au.sales@pentair.com
Web: www.pentair.com.au

New Zealand

National Customer Service: Phone: 0800 654 112
Fax: 0800 806 642
National Dealer Locator: Phone: 0800 664 269
Email: nz.sales@pentair.com
Web: www.pentair.co.nz

International Australia/New Zealand

Phone: +61 3 9709 5800
Fax: +61 3 9709 5888

© Information contained here-in remains the property of Pentair Water Pty Ltd. Any reproduction, display, publication, modification or distribution is strictly prohibited without the prior written permission of Pentair Water Pty Ltd.

Disclaimer: Every endeavour has been made to publish the correct details in this data sheet. No responsibility will be taken for errors, omissions or changes in product specifications. Pentair Water reserves the right to change specifications

L300118 1012